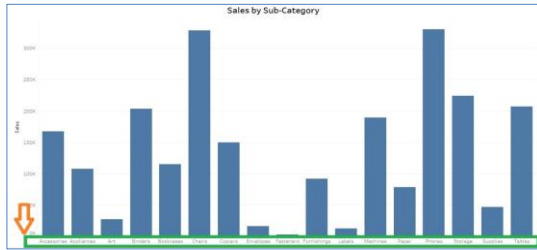
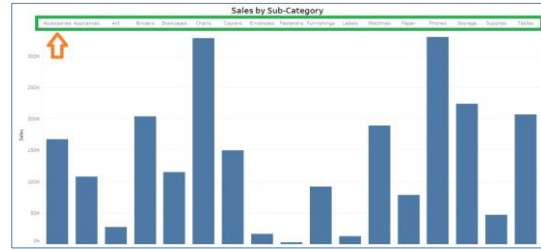


### Moving Axis Labels from Bottom to Top

Typically, when you build a visualization in Tableau, the axis labels are shown at the bottom by default as shown in below figure 1. In some



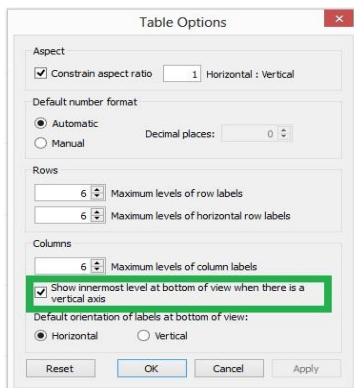
(1)



(2)

**Steps to be followed to achieve this:**

1. From the menu select Analysis > Table Layout > Advanced
2. By default show innermost level at bottom of view when there is a vertical axis checkbox is selected as shown in below figure 3.



(3)

3. Uncheck show innermost level at bottom of view when there is a vertical axis checkbox option and click apply, ok buttons.