

How to show the total sum on top of stacked bar

Generally, when you build a stacked bar chart in tableau, default Labels are shown as in below Figure 1. A user can customize the Labels to see only total sum on top of each stacked bar as shown in below Figure 2.

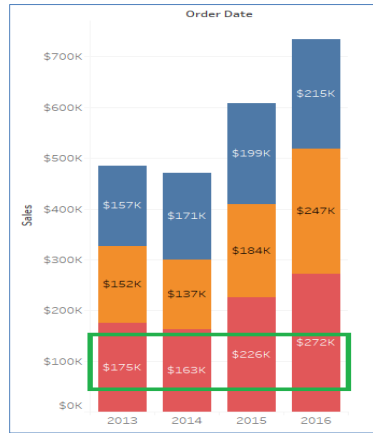


Fig (1)

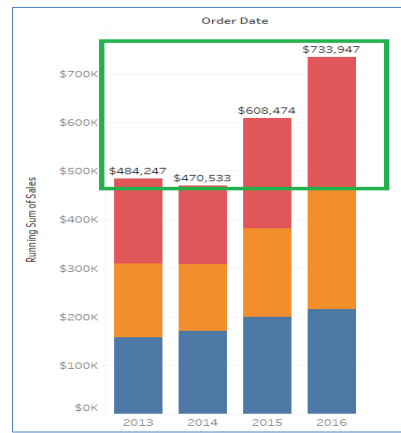


Fig (2)

Steps to be followed -

1. Change the mark type for the axis to Gantt as shown in Figure 3.

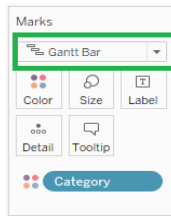


Fig (3)

2. Right click on the Sales pill and add a Running Total Quick Table Calculation.
3. Change the Compute Using to Category. The view should look as shown in below Figure 4.
4. Create a Calculated field that returns negative sales as shown in Figure 5.

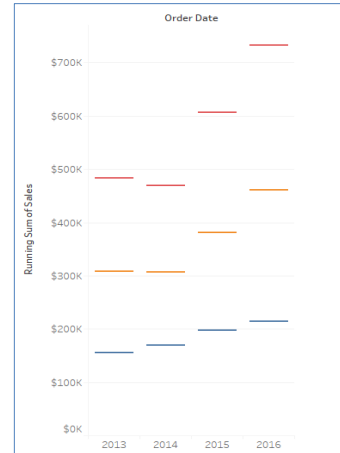


Fig (4)

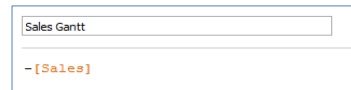


Fig (5)

5. Add the new calculated field "Sales Gantt" to size shelf as shown in Figure 6.

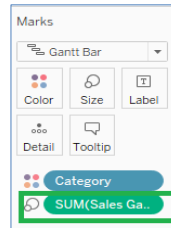


Fig (6)

6. The viz should now look like a stacked bar chart as shown in Figure 7.
7. Create a calculated field to return the running total of sales, but only return it for the top bar as shown in figure 8.

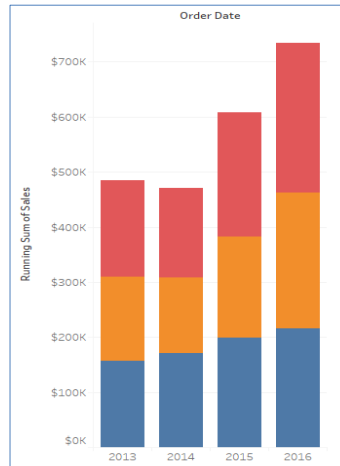


Fig (7)

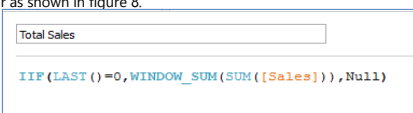


Fig (8)

8. Drag this new calculated field Total Sales onto the Label shelf.